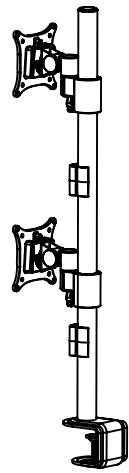


Installation Manual

Parts list


No.	ITEM	SPECS	QUANTITY
A			8
B			8
C		M6	1
D		M4	1
F		M2.5	1
G			2
H			2
I			1
J		M8*90	1
K			1

M202



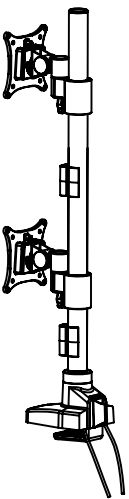
No.	ITEM	SPECS	QUANTITY
A			8
B			8
C		M6	1
D		M4	1
E		M3	1
F		M2.5	1
G			2
H			2
I			1
L		set screws M6*6	1
M			1
N		M8*160	1

M206



No.	ITEM	SPECS	QUANTITY
A			8
B			8
C		M6	1
D		M4	1
E		M3	1
F		M2.5	1
G			2
H			2
I			1
L		set screws M6*6	1
M			1
N		M8*160	1

M206U



Installation Manual

Clamp Installation

I

Desk Clamp

Thru-Desk

II

Desk Clamp

Thru-Desk

III

Desk Clamp

Thru-Desk

Installation Manual

Arm Installation