

Installation Manual

Model No.: BL100

Installation Steps

1

HOLE:
 $\varnothing 75\text{mm}-\varnothing 90\text{mm}$

≤ 50

2

3

4






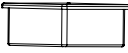

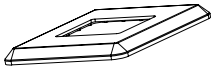








5

6

7

Installation Manual

Model No.: BL100

Parts list			
No.	ITEM	SPECS	QUANTITY
A			1
B			1
C			1
D			1
E			1
F			1
G		M8*65	4
H			1
I			1
J		M8	2
K		M8	2
L		M4*12	4
M		M4	4
N		M5	1
O		M3	1
P		M8	1