

Installation Manual

Model No.: BL203

Installation Steps

1

HOLE:
 $\varnothing 75\text{mm}-\varnothing 90\text{mm}$

≤ 50

2

3

x2

4

5


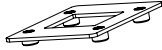


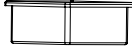

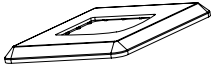







6

x2

7

Installation Manual

Model No.: BL203

Parts list			
No.	ITEM	SPECS	QUANTITY
A			1
B			1
C			1
D			2
E			1
F		M8*65	4
G			1
H			1
I		M6*80	2
J		M4*12	8
K		M4	8
L		M5	1
M		M3	1
N		M8	1